



MEC BARGE I

DESCRIPTION

L: 85.73 M / 290' 1"

B: 15.47 M / 50' 1"

D: 6.40 M / 20' 2"

Type: Crane Barge

Flag: Panama

GRT: 2,232 T

NET: 2,193 T

Built: 1955

Rebuilt: 2011

Re Builders: MEC Shipyards

Deck Capacity: 1,000 Tons

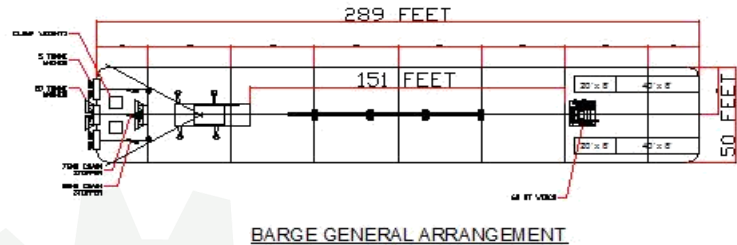

Tank Capacity: 49,639 Bbs

Number of Tanks: 14

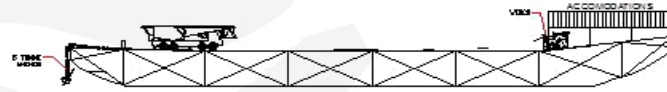
Generators: 250 Kw

Accommodations: 14 People

Crane: 90 Ton P&H - 90 Ft Boom



BARGE GENERAL ARRANGEMENT



BARGE SECTION

Floating Workshop Capabilities

5 Ton Anchor (High Holding Power ABS Certified)
 0.75 Ton Anchor and Winch
 30 Welding Machines (Miller 350 XMT CCV)
 90 Ton Crane (P&H with 90 Ft Boom)
 750 CFM Compressor
 300 kg Grit Blasting Pott Set (3)
 250 kw Power Pack Generator Set
 Deck Area: 7,550 Sqf = 24 Teu Capacity (1 Tier)

Accommodation with:

2 Cabins (14 Beds)
 1 Messroom
 1 Office
 2 Bathrooms
 1 Galley

Tank Capacity:

FW: 1,000 Tons
Diesel: 1,000 Tons
Slops: 500 Tons

Complete Machining Workshop with: Lathe, Milling & Drilling Machines.

RATES

MOBILIZATION

US 4,500.00

INNER ANCHORAGE

US 50,000.00

CANAL TRANSIT

90T CRANE

RENTAL

US 1,500.00

Minimum 4 hours

BARGE AND TUG BOAT

RENTAL 1 DAY

US 12,500.00

PER DAY
(fuel not included)

RENTAL 1 WEEK

US 10,500.00

PER DAY
(fuel not included)

RENTAL 1 MONTH

US 8,000.00

PER DAY
(fuel not included)

CONTACT US:

T: +(507) 314-0179; M: +(507) 6674-7992, 6675-7078; F: +(507) 314-0180

sales@mecpanama.com